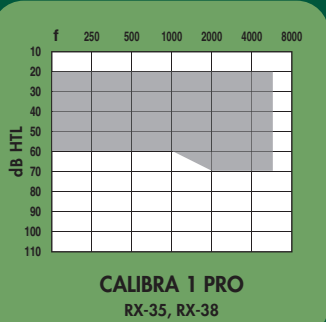
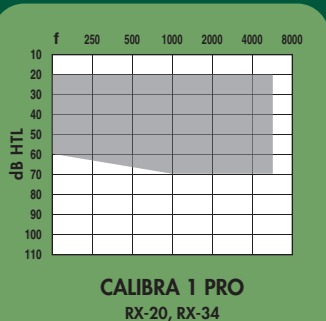
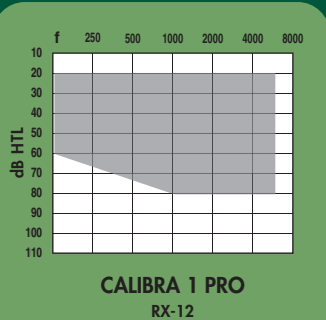


Suggested fitting range:



REXTON

800-876-1141

Fax: 763-553-9129

www.rexton-online.com

CALIBRA 1 PRO ITE

Technical Description:

The Calibra 1 PRO ITE instrument is a premier-level, 100% DSP circuit with 4 channels, 4 adjustable compression channels, and 4 programmable memories. Rexton's easy-to-use software helps you program this technology by incorporating new and improved fitting protocols in a familiar programming platform. The Calibra 1 PRO ITE includes new and exciting features such as DataLogging, Energy Smart High-Speed Feedback Cancellation system, Dynamic Noise Reduction Algorithm and an Adaptive Directional Microphone.

Fitting Recommendation:

The Calibra 1 PRO ITE is an excellent choice for a variety of hearing losses. These losses include but are not limited to: mild to severe sloping, high frequency, flat and reverse slope losses.

Typical Specifications For 123/55 Matrix

ANSI S3.22-2003

MAXIMUM POWER OUTPUT	Peak	dB OSPL 90	123
	HF-average	dB OSPL 90	118
GAIN	Peak	dB	55
	HF-average	dB	50
FREQUENCY RESPONSE		Hz	100-8000
COMPRESSION	Attack time	ms	VARIABLE
	Release time	ms	VARIABLE
TOTAL HARMONIC DISTORTION	Maximum	%	<8
EQUIVALENT NOISE LEVEL		dB SPL	<15
BATTERY DRAIN	at RTG, Input		
	65 dB SPL	mA	1.1
BATTERY LIFE	Type 312		
	zinc air	hrs	110

Standard Features:

- DataLogging
- Feedback Cancellation
- Personalized Sound Profile, Microphone and Noise Reduction Management
- 4 Channels
- 4 AGC-I Adjustments
- 4 Programmable Memories
- Adjustable Crossover Frequencies
- Output Limiting
- Power On Delay
- Adjustable Signal Tone Frequency and Loudness
- Low Battery Signal
- Volume Control Tone
- Push Button On/Off
- Natural Loudness Compensation
- Dynamic Noise Reduction Algorithms
- Microphone Noise Reduction

Optional Features:



- Automatic Directional Microphone
- Directional Microphone
- Telecoil
- Switchless Telecoil
- Endless Volume Control

CALIBRA PRO

FULL SHELL	RX-12	✓
HALF SHELL	RX-20	✓
CANAL	RX-34	✓
MINI CANAL	RX-35	✓
CIC	RX-38	✓

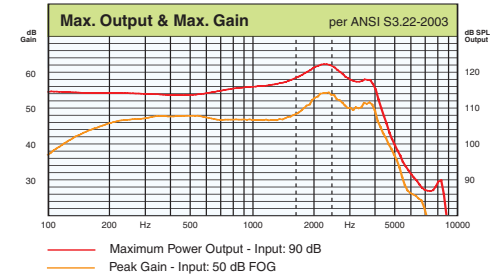
CALIBRA 1 PRO ITE

Performance Data

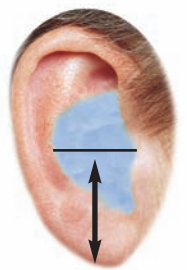
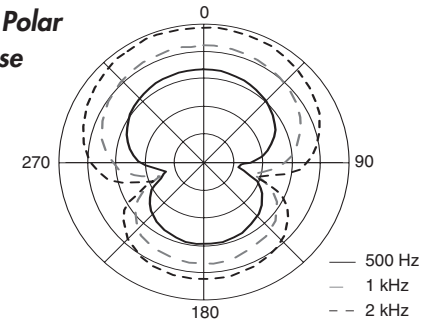
	 RX-12	 RX-20, 34	 RX-35, 38
STANDARD FEATURES	SITUATION SWITCH NO VOLUME CONTROL	SITUATION SWITCH NO VOLUME CONTROL	SITUATION SWITCH NO VOLUME CONTROL
AVAILABLE OPTIONS	ENDLESS VOLUME CONTROL AUTOMATIC DIRECTIONAL MICROPHONE TELECOIL SWITCHLESS TELECOIL NO SITUATION SWITCH	ENDLESS VOLUME CONTROL AUTOMATIC DIRECTIONAL MICROPHONE TELECOIL SWITCHLESS TELECOIL NO SITUATION SWITCH	<i>(ALL FEATURE: RX-35 ONLY)</i> ENDLESS VOLUME CONTROL TELECOIL SWITCHLESS TELECOIL NO SITUATION SWITCH
SLOPES	03	03	00
MATRICES	123/55 118/50	118/45 113/40	113/40 113/35 (RX-38 ONLY)

Curves shown here are for an RX-12 instrument with a CALIBRA 1 PRO 123/55/03 matrix configuration

All curves on this page measured with an HA-1 2cc coupler, with a 10 mm long receiver tube and microphone mounted in faceplate pocket.



Typical Polar Response



Ground Plane

When ordering directional microphones, it is important to mark the horizontal plane on the ear impression. Ensure that the patient holds their head in their normal upright position.

When the impression material is curing, use a straight edge surface (business card, credit card, etc.) to create a line deep enough in the impression material so that it can still be seen after the mold has been trimmed.

