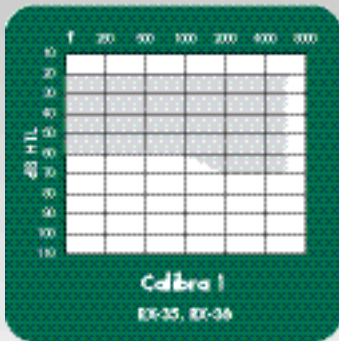
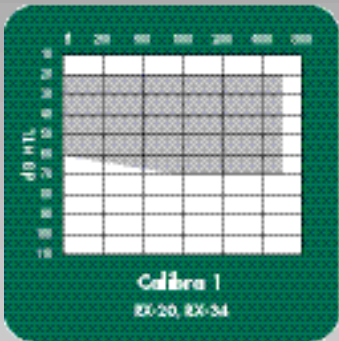
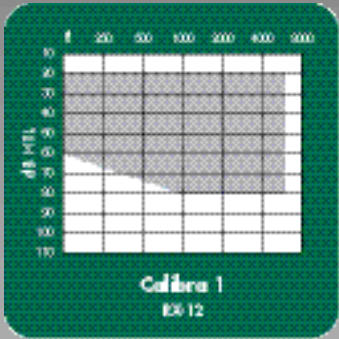


Suggested fitting range:



REXTON

800-876-1141
Fax: 763-553-9129
www.rexton-online.com

Calibra 1 ITE

Technical Description:

The Calibra 1 ITE is a high-level, 100% DSP circuit with four channels, two adjustable compression channels, and three independently programmable memories. Rexton's easy-to-use software helps you program this superior technology by incorporating new and improved fitting protocols in a familiar programming platform. The Calibra 1 features a Personalized Profile Management System that allows the hearing health professional to select microphone, environment and feedback cancellation settings. Calibra 1 offers four different environment settings to maximize instrument performance, including Speech, Speech in Noise, Noise and Music. Our Natural Loudness Compensation System improves upon AGC-I compression with only one kneepoint by adding a second kneepoint for more natural reproduction of sound.

Fitting Recommendation:

The Calibra 1 ITE is an excellent choice for mild to severe hearing loss of many configurations including flat, sloping, high frequency, and reverse curve.

Typical Specifications For 123/55 Matrix

ANSI S3.22-1996

MAXIMUM POWER OUTPUT	Peak	dB OSPL 90	123
	HF-average	dB OSPL 90	118
GAIN	Peak	dB	55
	HF-average	dB	50
FREQUENCY RESPONSE		Hz	100-4800
COMPRESSION	Attack time	ms	VARIABLE
	Release time	ms	VARIABLE
TOTAL HARMONIC DISTORTION	Maximum	%	<8
EQUIVALENT NOISE LEVEL		dB SPL	<27
BATTERY DRAIN	at RTG, Input		
	65 dB SPL	mA	<1.3
BATTERY LIFE	Type 312		
	zinc air	hrs	134

Standard Features:

- Personalized Profile Management
- Speech, Sound, & Noise Management
- Feedback Cancellation
- Natural Loudness Compensation
- Adjustable Output Limiting
- 4 Frequency Channels
- 2 AGC Adjustments
- 3 Memories
- Power On Delay
- Memory Selection Tones
- Push Button On/Off

Optional Features:

- Directional Microphone
- Equalized Directional Microphone
- Switchless Telecoil
- Telecoil

Calibra 1

FULL SHELL	RX-12	✓
HALF SHELL	RX-20	✓
CANAL	RX-34	✓
MINI CANAL	RX-35	✓
CIC	RX-38	✓

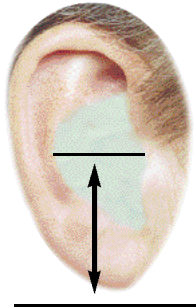
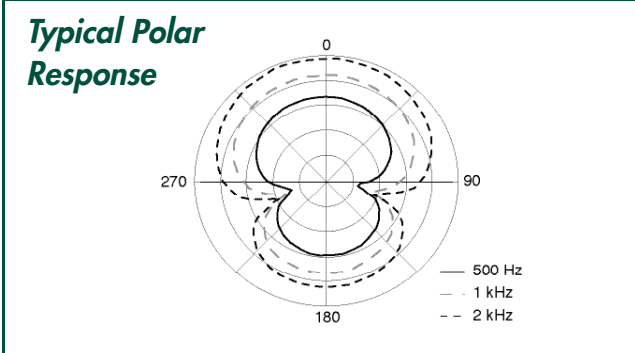
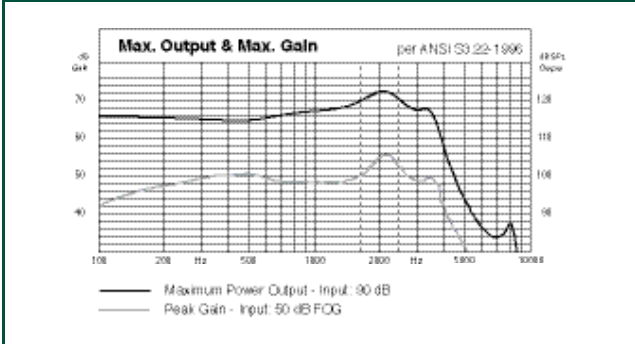
Calibra 1 ITE

Performance Data

	 RX-12	 RX-20, 34	 RX-35, 38
STANDARD FEATURES	SITUATION SWITCH	SITUATION SWITCH	SITUATION SWITCH (on RX-35 only)
AVAILABLE OPTIONS	PROGRAMMABLE VC PROGRAMMABLE TC DIRECTIONAL MICROPHONE NO SITUATION SWITCH SWITCHLESS TELECOIL	PROGRAMMABLE VC PROGRAMMABLE TC DIRECTIONAL MICROPHONE NO SITUATION SWITCH SWITCHLESS TELECOIL	PROGRAMMABLE VC (RX-35 only) PROGRAMMABLE TC (RX-35 only) NO SITUATION SWITCH SITUATION SWITCH (standard on RX-35, optional on RX-38) SWITCHLESS TELECOIL (RX-35 only)
SLOPES	3 dB/Octave	3 dB/Octave	0 dB/Octave
MATRICES	123/55/03 118/50/03	118/45/03 113/40/03	113/40/00 113/35/00

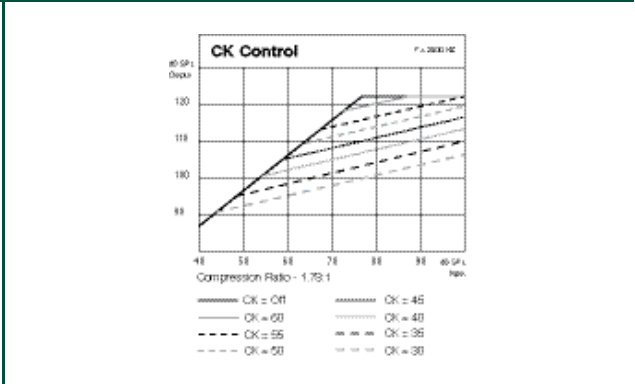
Curves shown here are for an RX-12 instrument with a Calibra 1 123/55/03 matrix configuration

All curves on this page measured with an HA-1 2cc coupler, with a 10 mm long receiver tube and microphone mounted in faceplate pocket.



Ground Plane

When ordering directional microphones, it is important to mark the horizontal plane on the ear impression. Ensure that the patient holds their head in their normal upright position. When the impression material is curing, use a straight edge surface (business card, credit card, etc.) to create a line deep enough in the impression material so that it can still be seen after the mold has been trimmed.



Technical specifications subject to change without notice.